


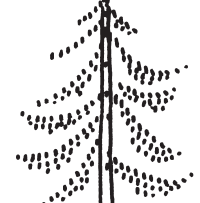





écureuil	renard	lapin	chevreuil	coucou	mésange




					
sanglier	hibou	chêne	sapin	pivert	hérisson


Découpe les images et colle-les au bon endroit autour de l'image-scène de la forêt. Nomme ces animaux et ces arbres.




Découpe les étiquettes et colle chaque mot au bon endroit.
Nomme chaque animal.




chevreuil




renard




lapin



sanglier



écureuil



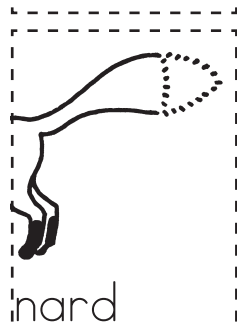










hérisson








renard	écureuil	sanglier
lapin	chevreuil	hérisson


Découpe les étiquettes, assemble-les 2 à 2 et colle-les pour reconstituer les animaux de la forêt. Nomme chaque animal ainsi obtenu.











Découpe les images et, à l'aide des éléments du haut de la fiche, place-les et colle-les dans les cases vides.
Nomme chaque animal.

				
chevreuil	écureuil	renard	lapin	hérisson

écureuil	hérisson	chevreuil	renard	lapin



Découpe les étiquettes et, à l'aide de la partie gauche de la fiche, place et colle chaque mot sous l'animal correspondant. Nomme chaque oiseau.



pivert


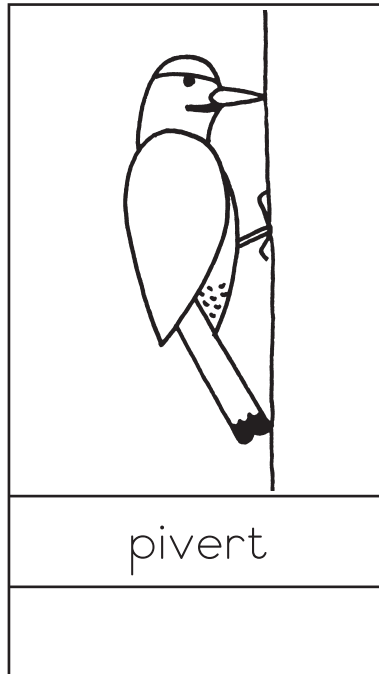

coucou

hibou

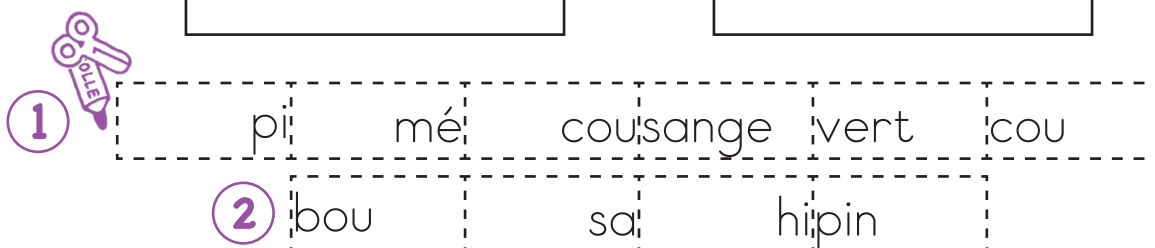

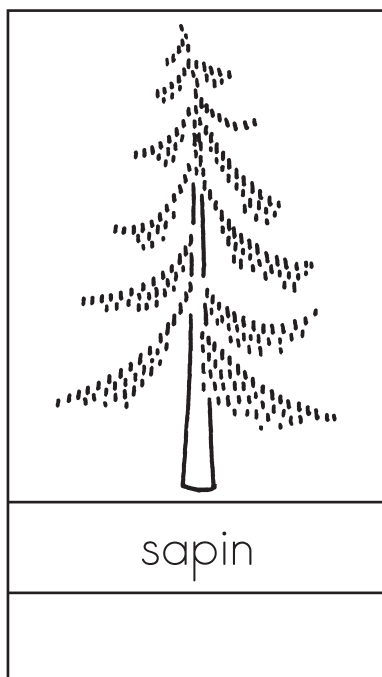
mésange





Découpe les étiquettes-syllabes de la bande n° 1 et, à l'aide des mots déjà écrits, colle-les pour reconstituer le nom de chaque animal.



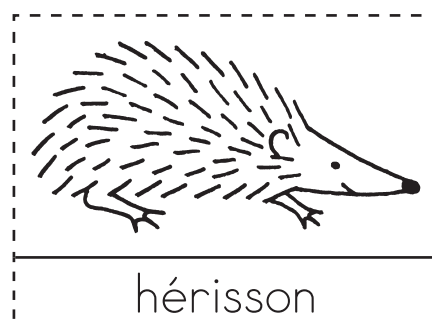




Avec les étiquettes-syllabes de la bande n° 2, fais de même pour reconstituer le nom de ces deux éléments de la forêt.



Observe les deux images de la forêt :



Colorie les vignettes représentant les animaux qui ne figurent pas dans l'image n° 2. Nomme-les :



Colorie uniquement les animaux de la forêt.



Imagier des animaux de la forêt

