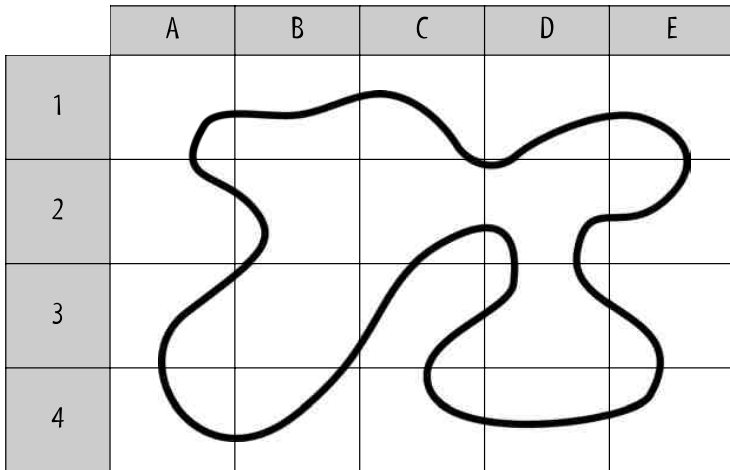






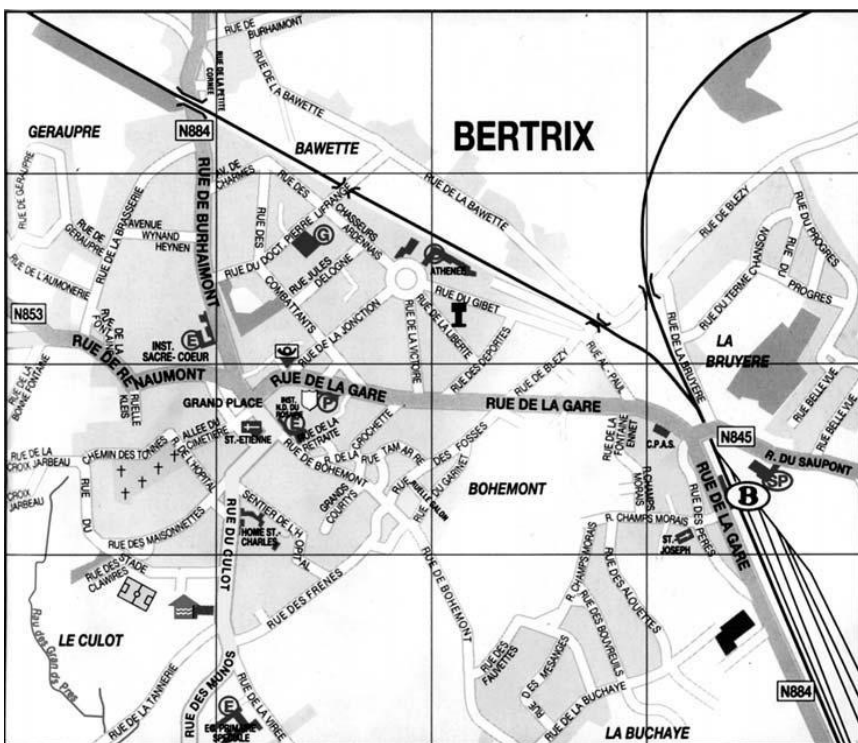
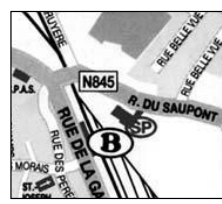



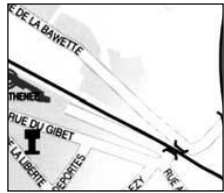
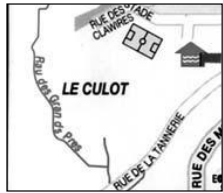

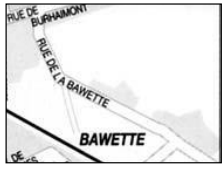
Un plan comme un puzzle

1. Quelques cases ont été extraites du plan d'une île. Retrouve-les et indique leur référence.

	A	B	C	D	E		
1						 = —	 = A4
2						 = —	 = —
3							
4						 = —	 = —

2. Essaie maintenant de retrouver les cases du plan d'une ville.

	A	B	C	D	
1					 = —
2					 = —
3					
4					

 = —	 = —	 = —	 = —
--	--	---	--